





CONFIDEA G4

RELEASE NOTES



ABOUT THIS DOCUMENT

Throughout this guide we use icons to designate different types of information:

	This is a note. A note gives additional information, such as the meaning of the color of the microphone LEDs. A note also provides information that may only be applicable to some situations.
	This is a tip. A tip gives you an alternative way to do a particular step or procedure, or lets you know of an option that you may find helpful.
	This indicates that something is very important. Important information is something that you need to do in order to accomplish a certain task.
	This provides safety precaution information, that is, information that you need to be careful about to prevent potential problems when using our systems.

COPYRIGHT STATEMENT

No part of this publication or documentation accompanying this product may be reproduced in any form or by any means or used to make any derivative such as translation, transformation, or adaptation without the prior written permission of the publisher, except in case of brief quotations embodied in critical articles or reviews. Contents are subject to change without prior notice.

Copyright © 2022 by Televic Conference NV. All rights reserved.

The authors of this document have made every effort in the preparation of this book to ensure the accuracy of the information. However, the information in this manual is supplied without warranty, either express or implied. Neither the authors, Televic Conference NV, nor its dealers or distributors will be held liable for any damages caused or alleged to be caused either directly or indirectly by this book.

TRADEMARKS

All terms mentioned in this manual that are known to be trademarks or service marks have been appropriately capitalized. Televic NV cannot attest to the accuracy of this information. Use of a term in this book should not be regarded as affecting the validity of any trademark or service mark. Document history

VERSION HISTORY

Version	Date	Description
0.1	2021-07-06	Release notes version 1.2.10
0.2	2021-09-10	Release notes version 1.2.11
0.3	2021-10-04	Release notes version 1.3.4
0.4	2021-12-22	Release notes version 1.4.4
0.5	2021-02-14	Release notes version 1.6.1
0.6	2021-03-04	Release notes version 1.6.3
0.7	2022-07-26	Release notes version 7.4.6

CONTENTS

About This Document	2
CONFERO G4 7.4.6	5
CONFIDEA G4 1.6.3	6
CONFIDEA G4 1.6.1	8
CONFIDEA G4 1.4.4	9
CONFIDEA G4 1.3.4	11
CONFIDEA G4 1.2.11	13



Confidea G4 is NOT compatible with CoCon software.



If version is lower than 1.2.10 browser software might not show correct state.

After a windows update KB5004237

<https://support.microsoft.com/nl-nl/topic/13-juli-2021-kb5004237-os-builds-19041-1110-19042-1110-en-19043-1110-ae798d3c-3de3-4c1f-b9d9-7391b71da889>

we have noticed that all major browsers gave issues with the event mechanism. A timeout notification sent by a WAP, was not received or correctly processed by the browser. As a result no future events could be received, resulting in incorrect status behavior of the browser. Refreshing temporary resolved the problem until the next timeout.

An update to version 1.2.10 or above that solves this issue is highly recommended!!

Note that when updating from a version below 1.2.10 no updates on the update progress will be visible. Make sure to manually refresh the browser to see when the update process is finalized.



Not possible to update Confidea FLEX units with version 1.1.x or lower when the WAP runs a version 1.2.x or higher. Downgrade the WAP to version 1.1.x in order to update the complete system to a higher version.

This downgrade will also reset the WAP IP-address to the factory default 192.168.0.110.

Warning added explaining how to upgrade total solution when incompatibility is detected. (TCS_G4-1f590)



Units with hardware version 1.05 requires software version 1.4.4 or higher. These units will refuse to downgrade when a version lower than 1.4 is started. After the update process, an update error will be shown for these units.

CONFERO G4 7.4.6

WHAT'S NEW

- Wired/Wireless coupling between Plixus and Confidea G4.
- Different voting and meeting rights supported for Confero Cloud meetings
- *Basic speech timers supported for Confero Cloud meetings (future use)*
- Possible to turn off wireless devices in Operator/Chairperson webpage (TCS_CON360-181)
- Added Customer API calls for Confero (360)
 - Control of the pairing mode and pairing mode status and control of the connected devices
 - Turn off wireless Confidea G4 devices
 - Control seat priority.
 - Control reordering state.
 - Control recording
 - Battery status information

FIXED ISSUES

- Sometimes translation channels are not correctly recorded (TCS_CON360-74)
- Sometimes B/C channels on Lingua ID don't show the full translation list (TCS_CON360-267)
- After restoring backup, import picture of the flex screen isn't possible (TCS_CON360-257)
- When updating from a 6.X version old and incorrect settings are not always cleared (TCS_CON360-248)
- Combining multiple FLEX license on 1 system isn't always correctly applied (TCS_CON360-88)
- Incorrect translations (TCS_CON360-74)
- Authentication license needed on Flex dual delegate to enter meeting for fixed positions (TCS_CON360-2)
- Fixes on UI interface
- General bug fixes

CONFIDEA G4 1.6.3

IMPORTANT UPDATE REQUIRED

- At start-up of units there is a chance microphone audio doesn't work. (TCS_G4_1733)

This is the case for units with product version \geq rel 1.06

How to check if your units are impacted by this issue?

The product version number can be found on the product label at the back of the unit or in the device info on the unit.

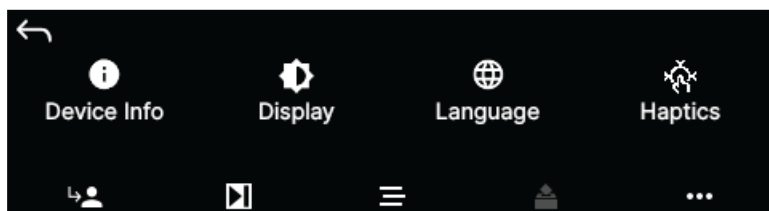
Product label:



Device info on FLEX screen:

The version used in the unit can be checked as follows:

- Start unit
- Press configuration wheel at upper corner of the screen
- Go to device info screen



- If version indicates 1.06 or higher an update to CRP1.6.3 is required.

FIXED ISSUES

- Fixed issue that long press on prior button didn't mute the open microphones. (TCS_G4_1712)
- Bass cut is by default ON, selection has been grayed out (TCS_G4_1714)
- Fixed issue that chairperson indication was not correctly shown in Confero 360 when remote chairperson logged in (TCS_CON360_59)
- Possible to add nodes with add seat by click. The nodes will be reserved with following seat ID and will be assigned if new units become available. (TCS_CON360_77)
- Added message indicating that there are no devices in the system for which the update file (tuf) is applicable. (TCS_CON360_82)
- Meeting template doesn't show new seats after configuration of dual delegate. (TCS_CON360_82)

- In some occasions user interface of Confero 360 didn't reflect the actual status. (TCS_G4_1614)

CONFIDEA G4 1.6.1

WHAT'S NEW

- Support for Confidea WAP G4 without dante (71.98.0035)
- Additions to secure API for meeting management:
 - Add / remove participant
 - Edit participant info (name / badge)
 - Agenda discussion item creation
 - Voting item creation

Information on API can be found at:

<ip-address>/openapi

FIXED ISSUES

- Software versions were not displayed on Confero log-in dashboard (TCS_CON360-198)
- Update on Wifi regulations for Russia (TCS_G4_1715)
- Inserting badge during a voting session could result in visualization of previous voting results in hybrid meetings (TCS_CON360-165)
- In direct access microphone mode, it should not be possible to put the unit into request list. (TCS_CON360-96)
- Support for Desfire badges (TCS_CON360-11)
- Corrected behavior to show voting still open message (TCS_CON360-110)
- Fixed an issue with inconsistent agenda control behavior when a meeting was restarted. (TCS_CON360-162)

-

- **KNOWN ISSUE**

- Adding a participant on a seat using API during a meeting doesn't update the Confero360 interface automatically. You need to refresh the page to see the correct information. (TCS_CON360-185)
- Stopping meeting on chairperson unit doesn't work after voting session is stopped. Only effectively stops the meeting when voting result visualization is cleared. (TCS_CON360-222)
- Background image not visible when running through wizard (TCS_CON360-225)
- Audio doesn't mute when applying a long press on prior button. (TCS_G4_1712)

CONFIDEA G4 1.4.4

WHAT'S NEW

- Support for DHCP network configuration (TCS_G4_1432)
- Support for time synchronization based on NTP protocol (TCS_CON360_140)
- Updated translations for access points, units and charger
- Updated manual
- Support for hardware version 1.05

- System logging added for charger (TCS_G4_1375)

FIXED ISSUES

- Access point crashes when used in an environment with access point that uses 80MHz channels.(TCS_G4_1652)
- Camera protocol doesn't notify microphones being switched off by chairperson prior function. (TCS_CON360-106)
- Camera protocol doesn't provide the correct events when a unit is changed from delegate to chairperson or vice versa (TCS_CON360_124)
- Camera protocol events not sent for units that were added after camera protocol was enabled. (TCS_G4_1560)
- Text in selection box not updated when changing language. (TCS_CON360_143)
- Microphone button doesn't work in rare occasions after startup in larger setups (TCS_G4_1650)
- Regional settings added to charger (TCS_G4_1376)
- Dual delegate license not correctly revoked, and returns to dual delegate after WAP reboot (TCS_G4_1602)
- Confero 360 license is only recognized after refresh when configuration is imported. (TCS_G4_1579)
- Update process blocked when devices are disconnected and WAP was restarted. (TCS_G4_1615)
- Licenses are incorrectly visualized when units were disconnected, cleared from unit list and reconnected. (TCS_G4_1555)
- Licenses applied from webserver are not always correctly applied after WAP reboot. (TCS_G4_1647)
- Fixed user interface so only 7 interpreter channels can be created (TCS_G4_1632)
- Made it possible to copy API token (TCS_G4_1515)
- Interpretation channels shifted when changing audio routing configuration (TCS_G4_1643)
- Prevented to downgrade units with hardware version 1.05 with software version lower than 1.4. When an update with version lower than 1.4 is started, units with hardware version 1.05 will show-up as failed. This means they will stay in the 1.4 version.

In general, it is advised to use the latest available software version for the complete installation. (TCS_G4_1627)

- Cropping window doesn't appear when uploading a custom standby screen TCS_CON360_107)

KNOWN ISSUE

- Confero MEET: When a meeting is restarted with a FLEX user in hybrid mode, and the last selected item was a voting item, this voting item will be selected and the start voting button will be shown on the FLEX unit. Pressing the start voting button will initiate a vote without any options and with an empty title. (TCS_CON360-162)
- Confero MEET : When a vote is restarted, entering a badge to log-in to a FLEX unit shows the previous voting results. (TCS_CON360-165)
- In large setup, +100 units, in rare occasions a unit doesn't connect after WAP is restarted (TCS_G4-1457)
- In technician view it is possible to change microphone sensitivity but has not effect. (TCS_G4-1534)
- After change seat order, in rare occasions the microphone of a unit might not provide audio any more. Issue is resolved by rebooting the system. (TCS_G4-1546)
- On the charger after pushing download log archive, the pop-up to download the archive doesn't always appear. (TCS_G4-1705)

CONFIDEA G4 1.3.4

WHAT'S NEW

- Support for interpretation channels:
 - A total of 8 interpreter channels (FL + 7) can be transferred to the Confidea G4 units
 - The interpreter channels are injected into the WAP via Dante
 - The assignment of the channels and Dante inputs are done in Confero technician page
 - License assignment for language selection (L-LS : 71.98.1403) can be done on the UI of Confidea FLEX G4 or from the Confero software

FIXED ISSUES

- In some rare occasion not possible to log-in, even password reset was not successful. (TCS_G4-1577)
- Unified behavior in Confero 360 and Confero Cloud for secret vote and result visualization (TCS_CON-813)
- Dashboard rotation functionality removed (TCS_CON360-32)
- Webpage does not automatically refresh after software update reboot button pressed (TCS_CON360-8)
- Role log-out and change password immediately accessible (TCS_CON-977)
- API token creation or removal is applied instantly, no reboot required (TCS_G4-1583)
- TCP added as network protocol for camera protocol settings (TCS_G4-1472)
- Input field not properly updated when switching camera network protocol between UDP and TCP (TCS_G4-1473)
- Name of camera protocol changed to T-CAM (TCS_G4-1474)
- Removed conditions where logs files are written with same message continuously (TCS_G4-1558)
- Fixed visualization of bar for remaining available storage (TCS_G4-1345)
- Added revoked API token tab (TCS_G4-1561)

KNOWN ISSUE

- Not possible to update Confidea FLEX units with version 1.1.x or lower when the WAP runs a version 1.2.x or higher. Downgrade the WAP to version 1.1.x in order to update the complete system to a higher version.
This downgrade will also reset the WAP IP-address to the factory default 192.168.0.110.

Warning added explaining how to upgrade total solution when incompatibility is detected. (TCS_G4-1590)

- If version is lower than 1.2.10 browser software might not show correct state.
After a windows update KB5004237
<https://support.microsoft.com/nl-nl/topic/13-juli-2021-kb5004237-os-builds-19041-1110-19042-1110-en-19043-1110-ae798d3c-3de3-4c1f-b9d9-7391b71da889>
we have noticed that all major browsers gave issues with the event mechanism. A timeout notification sent by a WAP, was not received or correctly processed by the browser.
As a result no future events could be received, resulting in incorrect status behavior of the browser.
Refreshing temporary resolved the problem until the next timeout.

An update to version 1.2.10 or above that solves this issue is highly recommended!!

Note that when updating from a version below 1.2.10 no updates on the update progress will be visible. Make sure to manually refresh the browser to see when the update process is finalized.

CONFIDEA G4 1.2.11

WHAT'S NEW

- Support for IEEE 802.1x authentication
Link to manual section: [Settings \(tcs-static.azurewebsites.net\)](https://tcs-static.azurewebsites.net/Settings)
- Support for Confero PLAN and MEET
- Support for secure customer API

- Next-in-line button available for use when no meeting started in Confero
- Voting labels now show text labels for 4 character iso symbols +,0,-
- Added the following countries to WAP region AROW
 - Azerbeidjan
 - Iran
 - Jordan
 - Israel
- Animation shown on FLEX units while update is in progress
- Show the FLEX units IP address in the settings menu of the unit

FIXED ISSUES

- Network configuration settings are not part of the export / import capabilities anymore
Note : downgrading to a version <1.2 will result in reset of the network settings to default values
- Fixed a wrong link to section of manual
- Added a 24h margin in the license validity check.
- Removed country indication for regions North America and Japan as not relevant.
- Fixed various issues with charger:
 - In some occasions charging process not started when inserting battery in charging slot (TCS_G4-1480)
 - In some occasions battery inserting was not detected (TCS_G4-1479)
 - Sporadic errors reported on battery slot (TCS_G4-1450)
- Wrong routing of floor to Dante (TCS_G4-1488)

KNOWN ISSUE

- Not possible to update Confidea FLEX units with version 1.1.x or lower when the WAP runs a version 1.2.x or higher. Downgrade the WAP to version 1.1.x in order to update the complete system to a higher version.

Warning added when there is an incompatibility detected with explanation on what to do to upgrade total solution.

- Refresh of web-browser needed on order to see the correct status of licenses after a configuration is imported (TCS_G4-1579)
- Very rarely observed: No upstream audio after seat re-ordering. Everything is fine after reboot (TCS_G4-1546)
- Camera protocol interface value not always visualized correctly, correct after refresh. (TCS_G4-1471)

