

# D-CERNO

## RELEASE NOTES

LATEST UPDATE: 2024-09-10 (V1.3.0)



## COPYRIGHT STATEMENT

No part of this publication or documentation accompanying this product may be reproduced in any form or by any means or used to make any derivative such as translation, transformation, or adaptation without the prior written permission of the publisher, except in case of brief quotations embodied in critical articles or reviews. Contents are subject to change without prior notice.

Copyright © **2024** by Televic Conference NV. All rights reserved.

The authors of this document have made every effort in the preparation of this book to ensure the accuracy of the information. However, the information in this manual is supplied without warranty, either express or implied. Neither the authors, Televic Conference NV, nor its dealers or distributors will be held liable for any damages caused or alleged to be caused either directly or indirectly by this book.

## TRADEMARKS





All terms mentioned in this manual that are known to be trademarks or service marks have been appropriately capitalized. Televic NV cannot attest to the accuracy of this information. Use of a term in this book should not be regarded as affecting the validity of any trademark or service mark.

# CONTENTS

About This Document.....	4
Document history .....	5
D-Cerno AE 1.3.0 .....	6
D-Cerno AE 1.2.0 .....	7

# ABOUT THIS DOCUMENT

Throughout this guide we use icons to designate different types of information:

	This is a note. A note gives additional information, such as the meaning of the color of the microphone LEDs. A note also provides information that may only be applicable to some situations.
	This is a tip. A tip gives you an alternative way to do a particular step or procedure, or lets you know of an option that you may find helpful.
	This indicates that something is very important. Important information is something that you need to do in order to accomplish a certain task.
	This provides safety precaution information, that is, information that you need to be careful about to prevent potential problems when using our systems.

# DOCUMENT HISTORY

Version	Date	Description
1.1	2024-09-10	Release notes version 1.3.0
1.0	2024-05-07	Release notes version 1.2.0

# D-CERNO AE 1.3.0

## WHAT'S NEW

- AES67 integration (only available with D-Cerno Advanced license).
- DSP Mode (only available with D-Cerno Advanced license).
- Custom audio routing (only available with D-Cerno Advanced license).
- Multichannel USB (only available with D-Cerno Advanced license).
- Operator & Chairperson view with microphone control (only available with D-Cerno Advanced license).
- Confero API.

## KNOWN LIMITATIONS

- Extended power management (Wake-on-LAN, Auto Power-on and ECO mode) not yet available.
- Integrated recording capabilities (internal storage, external flash drive) not yet available.
- Speaker detection in hands-free mode not yet available.
- On/Off button not yet functional.
- Recording button not yet functional.
- It is not possible to enable mix-minus channels without having a node connecting the FLOOR IN to the FLOOR LS in a custom configuration.
- When the seats are re-ordered, a refresh is sometimes needed to for the changes to be visible.

# D-CERNO AE 1.2.0

## WHAT'S NEW

- Single channel USB connection
- Integrated web server
- Add quick links to the Technician dashboard
- Automatic device detection
- Four microphone modes: direct speak, request, group and hands-free
- Four audio presets: Normal, Distance conferencing, Hybrid meeting, External equalizer
- Password management for Technician role
- Network settings with activation/deactivation of DHCP
- Camera protocol settings

## KNOWN LIMITATIONS

- Integration with AES-67 and multichannel USB not yet available
- Extended power management (Wake-on-LAN, Auto Power-on and ECO mode) not yet available
- Integrated recording capabilities (internal storage, external flash drive and PC via multichannel USB connection) not yet available
- Hands-free mode with speaker detection not yet available
- DSP mode not yet available
- Custom audio configuration not yet available
- On/Off button not yet functional
- Recording button not yet functional

