

CONFERO

RELEASE NOTES



COPYRIGHT STATEMENT

No part of this publication or documentation accompanying this product may be reproduced in any form or by any means or used to make any derivative such as translation, transformation, or adaptation without the prior written permission of the publisher, except in case of brief quotations embodied in critical articles or reviews. Contents are subject to change without prior notice.

Copyright © 2023 by Televic Conference NV. All rights reserved.





The authors of this document have made every effort in the preparation of this book to ensure the accuracy of the information. However, the information in this manual is supplied without warranty, either express or implied. Neither the authors, Televic Conference NV, nor its dealers or distributors will be held liable for any damages caused or alleged to be caused either directly or indirectly by this book.

TRADEMARKS

All terms mentioned in this manual that are known to be trademarks or service marks have been appropriately capitalized. Televic NV cannot attest to the accuracy of this information. Use of a term in this book should not be regarded as affecting the validity of any trademark or service mark.

ABOUT THIS DOCUMENT

Throughout this guide we use icons to designate different types of information:

	This is a note. A note gives additional information, such as the meaning of the color of the microphone LEDs. A note also provides information that may only be applicable to some situations.
	This is a tip. A tip gives you an alternative way to do a particular step or procedure, or lets you know of an option that you may find helpful.
	This indicates that something is very important. Important information is something that you need to do in order to accomplish a certain task.
	This provides safety precaution information, that is, information that you need to be careful about to prevent potential problems when using our systems.

DOCUMENT HISTORY

Version	Date	Description
0.1	2020-05-28	Release notes version 7.0.12
0.2	2020-06-11	Release notes version 7.0.15
0.3	2021-05-11	Release notes version 7.1.17
0.4	2021-07-06	Release notes version 7.2.15
0.5	2022-03-24	Release notes version 7.3.13
0.6	2022-06-22	Release notes version 7.4.5
0.7	2022-09-08	Release notes version 7.4.8
0.8	2022-10-06	Release notes version 7.6.9
0.9	2022-10-28	Release notes version 7.6.9 -> 7.6.11
0.10	2023-01-20	Release notes version 7.7.6
0.11	2023-03-23	Release notes version 7.7.6 -> 7.7.9

CONTENTS

About This Document	3
Document history	4
CONFERO 7.7.9.....	6
CONFERO 7.6.11.....	7
CONFERO 7.4.8.....	8
CONFERO 7.4.5.....	9
CONFERO 7.3.13.....	10
CONFERO 7.2.15.....	11
CONFERO 7.1.17.....	12
CONFERO 7.0.15.....	14
CONFERO 7.0.12.....	15



When updating your Plixus system to Confero (7.X and higher), CoCon is no longer supported. To have a Plixus system supporting CoCon you should update your system to the latest 6.X version



When your system contains a Wireless solution please keep the following in mind to be compatible:

- The Confidea G4 needs to be at least on version 7.7.6
- The Confidea G3 needs to be at least on version 3.9

CONFERO 7.7.9

WHAT'S NEW

- Possible to set password on technician page without Confero360 License (TCS_CON360-258)
- Remove all button added on synoptic page for technician (TCS_CON360-337)
- API logfiles included when exporting logfiles (TCS_CON360-360)
- Time zone settings are included in the backup file (TCS_CON360-369)
- Camera protocol setting are included in the backup file (TCS_CON360-369)
- No automatic login on Flex (UNIMM-4556)
- Support Plixus NEXT 2nd gen hardware version 1.06
- Support Brooklyn III cards in Plixus MME and AE-R

FIXED ISSUES

- Improvement in reading badge information
- No sound on loudspeaker for devices without microphone button board (UNIMM-4744)
- Import backup requires an power Off/On (TCS_CON360-306)
- Files from recording are not shown on the webserver (TCS_CON360-364)

CHANGES

- Maximum number of open microphones without a wireless coupling is 24 iso 25.

CONFERO 7.6.1 1

WHAT'S NEW

- Support for speech timers from Confero PLAN meetings
- Support for meeting reports in the cloud
- Option for next to speak indication added to microphone mode group discussion (TCS_CON360-102)

FIXED ISSUES

- When using touch devices, the participant name remains visible on the interface (TCS_CON360-117)
- Improvement in reading badges information

KNOWN ISSUES

- Devices with a badge reader needs to be placed at least 15cm apart from each other

CONFERO 7.4.8

WHAT'S NEW

- RFID badge support for wired flex (71.98.0131) with hardware version V1.11 or higher.

KNOWN ISSUES

- Devices with a badge reader needs to be placed at least 15cm apart from each other

CONFERO 7.4.5

WHAT'S NEW

- Wired/Wireless coupling between Plixus and Confidea G4.
- Different voting and meeting rights supported for Confero Cloud meetings
- *Basic speech timers supported for Confero Cloud meetings (future use)*
- Possible to turn off wireless devices in Operator/Chairperson webpage (TCS_CON360-181)
- Added Customer API calls for Confero (360)
 - Control of the pairing mode and pairing mode status and control of the connected devices (for Confidea G4 stand-alone only)
 - Turn off wireless Confidea G4 devices
 - Control seat priority.
 - Control reordering state.
 - Control recording
 - Battery status information

FIXED ISSUES

- Sometimes translation channels are not correctly recorded (TCS_CON360-74)
- Sometimes B/C channels on Lingua ID don't show the full translation list (TCS_CON360-267)
- After restoring backup, import picture of the flex screen isn't possible (TCS_CON360-257)
- When updating from a 6.X version old and incorrect settings are not always cleared (TCS_CON360-248)
- Combining multiple FLEX license on 1 system isn't always correctly applied (TCS_CON360-88)
- Incorrect translations (TCS_CON360-74)
- Authentication license needed on Flex dual delegate to enter meeting for fixed positions (TCS_CON360-2)
- Fixes on UI interface
- General bug fixes

CONFERO 7.3.13

WHAT'S NEW

- New Audio related settings/modes
 - DSP mode
 - Mix-Minus mode
 - Gainsharing on open microphones
 - Bass Cut
 - New standard audio routing: Hybrid conferencing
- See individual voting results on Confero360 signage
- Support for DHCP
- Support for NTP
- Support for Desfire RFID cards
- Disabled channel information visible on Chairperson/Operator view
- New supported Confero360 API calls:
 - Meeting control
 - Delegate control
 - Ad hoc voting control
 - Ad hoc discussion control

Information on API can be found at: <ip-address>/openapi

- Confero Cloud functionalities:
 - Support for individual voting results
 - Support for upcoming release of hands-free camera director Confero CAM

FIXED ISSUES

- Fixes on UI interface
- General bug fixes

KNOWN LIMITATIONS

- Sometimes translation channels are not correctly recorded (UNIMM-4459)

CONFERO 7.2.15

WHAT'S NEW

- Support for IEEE 802.1x
- Support for secure REST API
- Next-in-line button available for use when no meeting started in Confero
- Voting labels now show text labels for 4 character iso symbols +,0,-
- Compatibility with Confero MEET hybrid mode and chat capabilities.

FIXED ISSUES

- Corrected French translation for abstain (UNIMM-4518)
- Fix for UI screen on uniCOS F/MM that has shifted video in left column (UNIMM-4498)
- Fix issue with random MAC address when using LAN on NEXT (UNIMM-4125)

CONFERO 7.1.17

WHAT'S NEW

- Support for uniCOS products
- Support for Confero PLAN and MEET
- Addition of agenda control on uniCOS when used in combination with Confero PLAN
- Addition of voting right within template of Confero 360
- Addition of option to show real-time voting result updates or only share voting results after voting session was closed
- Support for T-CAM in Confero
- Possibility to personalize Confidea FLEX standby screen
- Support for the following products:
 - Confidea F-BOX
 - Confidea FLEX-S

FIXED ISSUES

- Fixed an issue that one first page of meeting report was printed (UNIMM-4352)
- Fixed issue with chairperson configuration without having any license on Confidea FLEX (UNIMM-3813)
- Fixed issue that not the oldest files are deleted when storage is full and correct indication of remaining recording time (UNIMM-4453)
- Fixed issue with configuration import (UNIMM-4178)
- Fixed issue with camera control events when using prior button (UNIMM-4175)
- Fixed issue that LED color goes back to default when microphone mode is changed via API (UNIMM-4135)
- Improved layout when using longer voting items (UNIMM-4133)
- Fixed issue that licenses could not be applied to all units at once (UNIMM-4090)
- Headset Sennheiser HME-46-31 is added to the interpreter headphone selection list (UNIMM-3538)

KNOWN LIMITATIONS

- Sometimes translation channels are not correctly recorded (UNIMM-4459)

- When screen of uniCOS goes to power saving mode, only possibility to wake up is to press microphone button
- Screensaver time for Lingua ID is 3h iso of 30 minutes

CONFERO 7.0.15

FIXED ISSUES

- Fixed an issue with voting without optional voting question (UNIMM-4093)
- Fixed an issue where adding a delegate on a seat could fail when starting an empty meeting and no delegates have been created (UNIMM-4086)
- Fixed an issue where clearing the speaker list also clears the request list (UNIMM-4074)
- Fixed an issue where in rare occasion, updating a Plixus MME to CRP 7.0 could fail (UNIMM-4070)
- Fixed an issue with starting a vote without the optional voting question (UNIMM-4093)

KNOWN LIMITATIONS

- No support yet for uniCOS and uniBOX, Plixus Nameplate
- No support yet for CoCon
- No support yet for DANTE-on-seat
- No support yet for Intercom
- No support yet for iOS or Android tablet browsers
- No support yet for the reply functionality
- No API control yet for Confero 360 features (Plixus Core REST API is supported)
- When upgrading the Plixus engine from a previous version, the device and audio and interpreter configurations are reset
- When using Confidea FLEX in dual delegate mode, the device cannot be used to read badge ID's in the meeting template configuration
- When using Confidea FLEX in dual delegate mode, the diagnostics speaker test cannot be performed on those units (UNIMM-4067)
- After stopping a meeting, the last meeting remains in the current meeting tab until you refresh the page (UNIMM-4001)
- After importing a configuration, files are not copied to the correct location (UNIMM-4095)
- In rare occasions, Confidea FLEX units are not marked as offline, although they are not connected to the Plixus engine (UNIMM-4096)

CONFERO 7.0.12

WHAT'S NEW

- Log in as technician
- Start a quick setup wizard to configure the system
- Add quick links to the technician dashboard
- Change web UI to a dark layout
- Change the login screen background
- Support for 28 interface languages
- Improved update mechanism (select one or more product families to update rather than updating the complete system)
- Automatic device detection
- Automatic DANTE interface detection
- Automatically create booths and combine desks during seat reordering
- Assign Confidea FLEX licenses with the web interface in addition to on the unit itself
- Support for **Confero 360 (a Confero 360 license is required to activate these features)**
 - Log in as operator, chairperson or signage with optional password protection
 - Edit your dashboard layout (vertical or horizontal orientation)
 - Create a room layout and easy seat number reordering
 - Create a meeting template with delegates
 - Add RFID badge ID's to delegates
 - Microphone control with room layout, speaker list, request list
 - Rotate the room layout
 - Reorder requests in the request list
 - Interpretation monitor to see active channels and booths
 - Start voting (yes/no or yes, no abstain, public or secret)
 - See discussion or voting results when logged in as signage
 - Consult up to 50 meeting reports stored on the central unit
 - Change default microphone sensitivity or temporarily change the sensitivity in a meeting

FIXED ISSUES

- Improved AUX IN gain settings notation to: -24dB to OFF (UNIMM-2110)
- Fixed an issue with the Plixus engine's web server not being available when no devices are connected (UNIMM-3681)
- Fixed an issue with the Plixus Core API GetAllUnits call (UNIMM-3833)
- Fixed an issue that website is accessible even when there are no units connected (UNIMM-3681)

KNOWN LIMITATIONS

- No support yet for uniCOS and uniBOX, Plixus Nameplate
- No support yet for CoCon
- No support yet for DANTE-on-seat
- No support yet for Intercom
- No support yet for iOS or Android tablet browsers
- No support yet for the reply functionality
- No API control yet for Confero 360 features (Plixus Core REST API is supported)
- When upgrading the Plixus engine from a previous version, the device and audio and interpreter configurations are reset
- When using Confidea FLEX in dual delegate mode, the device cannot be used to read badge ID's in the meeting template configuration
- When using Confidea FLEX in dual delegate mode, the diagnostics speaker test cannot be performed on those units (UNIMM-4067)
- After stopping a meeting, the last meeting remains in the current meeting tab until you refresh the page (UNIMM-4001)

